

STAAR 2024-2025 • Blueprint Breakdown, English & Spanish

Grade 3 RLA



Passage genres on all STAAR RLA assessments:

Literary: Fiction, Poetry, Drama, Literary Nonfiction | Non-literary: Informational, Correspondence, Argumentative, Persuasive

100% of the non-literary passages for these genres will cover topics from subject area TEKS up to and including grade 3. The majority of topics for these cross-curricular passages will come from social studies and science. The rest will come from fine arts, health, physical education, technology applications, and mathematics (personal financial literacy only).

STAAR Grade 3 RLA Blueprint:

Reporting Category	Standard #s		# of Questions	# of Points
	Readiness	Supporting		
1. Reading	12	19	24-26	26-28
2. Writing	13	12	15-17	24-26
3. Understanding/Analysis of Informational Texts	—	—	—	—
Total # of Standards on Test:	25	31		
Total % of Standards on Test:	45%	55%		

Questions per Number of Possible Points:

Question Type	# of Questions	% of Questions	# of Points	% of Points
1-Point Questions (multiple choice and non-multiple choice)	38	92.7%	38	73.1%
2-Point Questions (non-multiple choice)	2	4.8%	4	7.7%
Extended Constructed Response (ECR)	1	2.5%	10	19.2%
Total:	41	100%	52	100%

Questions per Type of Passage and Total Reading Load:

	Base Test		Embedded Field Test Items
	Reading	Writing	Only One of the Following:
Passages	2 Single 1 Paired	2 Revising 2 Editing 1 ECR	1 Reading 1 Paired Reading 1 Revising 2 Short Editing
Total # of Questions (multiple choice and non-multiple choice)	24-26	15-17	6
Reading Load	Approx. 2,740 words max		Approx. 650 words max

2024 STAAR SE Analysis — Lowest Five Performance Snapshot for Region 13:

SE #	Student Expectation (SE)	Tested	Weight	% Correct
3.12B	Compose informational texts, including brief compositions that convey information about a topic, using a clear central idea and genre characteristics and craft; (R)	1	2%	28%
3.10A	Explain the author's purpose and message within a text; (R)	2	5%	46%
3.10E	Identify the use of literary devices, including first- or third-person point of view; (S)	1	2%	46%
3.7D	Retell and paraphrase texts in ways that maintain meaning and logical order; (S)	1	2%	48%
3.8D	Explain the influence of the setting on the plot. (S)	1	2%	51%

Data Source: ESC Region 13, All Students, English STAAR

RLA ECR Score Distribution (%)

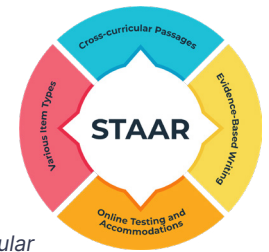
Score	0	1	2	3	4	5	6	7	8	9	10
%	36.8%	5.69%	7.94%	9.39%	11.89%	6.99%	6.46%	5.83%	5.03%	2.39%	1.58%

esc13.net/student-assessments/staar-test



STAAR 2024-2025 • Blueprint Breakdown, English & Spanish

Grade 4 RLA



Passage genres on all STAAR RLA assessments:

Literary: Fiction, Poetry, Drama, Literary Nonfiction | Non-literary: Informational, Correspondence, Argumentative, Persuasive

100% of the non-literary passages for these genres will cover topics from subject area TEKS up to and including grade 3. The majority of topics for these cross-curricular passages will come from social studies and science. The rest will come from fine arts, health, physical education, technology applications, and mathematics (personal financial literacy only).

STAAR Grade 4 RLA Blueprint:

Reporting Category	Standard #s		# of Questions	# of Points
	Readiness	Supporting		
1. Reading	13	18	24-26	26-28
2. Writing	12	12	15-17	24-26
3. Understanding/Analysis of Informational Texts	—	—	—	—
Total # of Standards on Test:	25	30		
Total % of Standards on Test:	45%	55%		

Questions per Number of Possible Points:

Question Type	# of Questions	% of Questions	# of Points	% of Points
1-Point Questions (multiple choice and non-multiple choice)	38	92.7%	38	73.1%
2-Point Questions (non-multiple choice)	2	4.9%	4	7.7%
Extended Constructed Response (ECR)	1	2.4%	10	19.2%
Total:	41	100%	52	100%

Questions per Type of Passage and Total Reading Load:

	Base Test		Embedded Field Test Items
	Reading	Writing	Only One of the Following:
Passages	2 Single 1 Paired	2 Revising 2 Editing 1 ECR	1 Reading 1 Paired Reading 1 Revising 2 Short Editing
Total # of Questions (multiple choice and non-multiple choice)	24-26	15-17	6
Reading Load	Approx. 3,040 words max		Approx. 750 words max

2024 STAAR SE Analysis — Lowest Five Performance Snapshot for Region 13:

SE #	Student Expectation (SE)	Tested	Weight	% Correct
4.6E	Make connections to personal experiences, ideas in other texts, and society; (R)	4	10%	41%
4.10B	Explain how the use of text structure contributes to the author's purpose; (S)	1	2%	43%
4.7B	Write responses that demonstrate understanding of texts, including comparing and contrasting ideas across a variety of sources; (R)	1	2%	46%
4.6F	Make inferences and use evidence to support understanding; (R)	2	5%	47%
4.9Diii	Recognize characteristics and structures of informational text, including: organizational patterns such as compare and contrast; (S)	1	2%	48%

Data Source: ESC Region 13, All Students, English STAAR

RLA ECR Score Distribution (%)

Score	0	1	2	3	4	5	6	7	8	9	10
%	28.34%	5.2%	7.95%	4.92%	7.16%	6.83%	8.68%	9.33%	7.23%	8.19%	6.17%

esc13.net/student-assessments/staar-test



STAAR 2024-2025 • Blueprint Breakdown, English & Spanish

Grade 5 RLA



Passage genres on all STAAR RLA assessments:

Literary: Fiction, Poetry, Drama, Literary Nonfiction | Non-literary: Informational, Correspondence, Argumentative, Persuasive

100% of the non-literary passages for these genres will cover topics from subject area TEKS up to and including grade 3. The majority of topics for these cross-curricular passages will come from social studies and science. The rest will come from fine arts, health, physical education, technology applications, and mathematics (personal financial literacy only).

STAAR Grade 5 RLA Blueprint:

Reporting Category	Standard #s		# of Questions	# of Points
	Readiness	Supporting		
1. Reading	13	18	24-26	26-28
2. Writing	12	12	15-17	24-26
3. Understanding/Analysis of Informational Texts	—	—	—	—
Total # of Standards on Test:	25	30		
Total % of Standards on Test:	45%	55%		

Questions per Number of Possible Points:

Question Type	# of Questions	% of Questions	# of Points	% of Points
1-Point Questions (multiple choice and non-multiple choice)	38	92.7%	38	73.1%
2-Point Questions (non-multiple choice)	2	4.9%	4	7.7%
Extended Constructed Response (ECR)	1	2.4%	10	19.2%
Total:	41	100%	52	100%

Questions per Type of Passage and Total Reading Load:

	Base Test		Embedded Field Test Items
	Reading	Writing	Only One of the Following:
Passages	2 Single 1 Paired	2 Revising 2 Editing 1 ECR	1 Reading 1 Paired Reading 1 Revising 2 Short Editing
Total # of Questions (multiple choice and non-multiple choice)	24-26	15-17	6
Reading Load	Approx. 3,190 words max		Approx. 750 words max

2024 STAAR SE Analysis — Lowest Five Performance Snapshot for Region 13:

SE #	Student Expectation (SE)	Tested	Weight	% Correct
5.9Ei	Recognize characteristics and structures of argumentative text by: identifying the claim; (R)	1	2%	29%
5.7B	Write responses that demonstrate understanding of texts, including comparing and contrasting ideas across a variety of sources; (R)	1	2%	35%
5.10C	Analyze the author's use of print and graphic features to achieve specific purposes; (S)	1	2%	41%
5.6E	Make connections to personal experiences, ideas in other texts, and society; (R)	4	10%	53%
5.10A	Explain the author's purpose and message within a text; (R)	2	5%	57%

Data Source: ESC Region 13, All Students, English STAAR

RLA ECR Score Distribution (%)

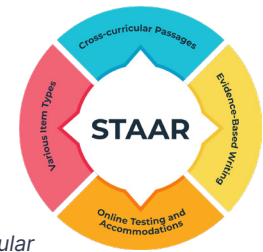
Score	0	1	2	3	4	5	6	7	8	9	10
%	43.83%	4.82%	7.6%	3.08%	5.28%	4.7%	7.21%	6.16%	6.31%	6.01%	5%

esc13.net/student-assessments/staar-test



STAAR 2024-2025 • Blueprint Breakdown, English & Spanish

Grade 6 RLA



Passage genres on all STAAR RLA assessments:

Literary: Fiction, Poetry, Drama, Literary Nonfiction | Non-literary: Informational, Correspondence, Argumentative, Persuasive

100% of the non-literary passages for these genres will cover topics from subject area TEKS up to and including grade 3. The majority of topics for these cross-curricular passages will come from social studies and science. The rest will come from fine arts, health, physical education, technology applications, and mathematics (personal financial literacy only).

STAAR Grade 6 RLA Blueprint:

Reporting Category	Standard #s		# of Questions	# of Points
	Readiness	Supporting		
1. Reading	13	17	26-28	28-30
2. Writing	9	8	17-19	26-28
3. Understanding/Analysis of Informational Texts	—	—	—	—
Total # of Standards on Test:	22	25		
Total % of Standards on Test:	47%	53%		

Questions per Number of Possible Points:

Question Type	# of Questions	% of Questions	# of Points	% of Points
1-Point Questions (multiple choice and non-multiple choice)	42	93.3%	42	75%
2-Point Questions (non-multiple choice)	2	4.5%	4	7.1%
Extended Constructed Response (ECR)	1	2.2%	10	17.9%
Total:	45	100%	56	100%

Questions per Type of Passage and Total Reading Load:

	Base Test		Embedded Field Test Items
	Reading	Writing	Only One of the Following:
Passages	2 Single 1 Paired	2 Revising 2 Editing 1 ECR	1 Reading 1 Paired Reading 1 Revising 2 Short Editing
Total # of Questions (multiple choice and non-multiple choice)	26-28	17-19	6
Reading Load	Approx. 3,400 words max		Approx. 850 words max

2024 STAAR SE Analysis — Lowest Five Performance Snapshot for Region 13:

SE #	Student Expectation (SE)	Tested	Weight	% Correct
6.8Eii	Analyze characteristics and structures of argumentative text by: explaining how the author uses various types of evidence to support the argument; (R)	1	2%	32%
6.8Diii	Analyze characteristics and structural elements of informational text, including: organizational patterns such as definition, classification, advantage, and disadvantage; (S)	1	2%	38%
6.7C	Analyze plot elements, including rising action, climax, falling action, resolution, and non-linear elements such as flashback; and (R)	1	2%	43%
6.6B	Write responses that demonstrate understanding of texts, including comparing sources within and across genres; (R)	1	2%	44%
6.10Bi	Develop drafts into a focused, structured, and coherent piece of writing by: organizing with purposeful structure, including an introduction, transitions, coherence within and across paragraphs, and a conclusion; and (R)	3	7%	44%

Data Source: ESC Region 13, All Students, English STAAR

RLA ECR Score Distribution (%)

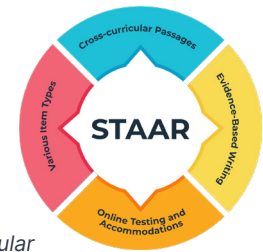
Score	0	1	2	3	4	5	6	7	8	9	10
%	38.06%	7.12%	4.19%	2.94%	3.96%	5.19%	7.2%	9.77%	6.15%	5.78%	9.66%

esc13.net/student-assessments/staar-test



STAAR 2024-2025 • Blueprint Breakdown, English & Spanish

Grade 7 RLA



Passage genres on all STAAR RLA assessments:

Literary: Fiction, Poetry, Drama, Literary Nonfiction | Non-literary: Informational, Correspondence, Argumentative, Persuasive

100% of the non-literary passages for these genres will cover topics from subject area TEKS up to and including grade 3. The majority of topics for these cross-curricular passages will come from social studies and science. The rest will come from fine arts, health, physical education, technology applications, and mathematics (personal financial literacy only).

STAAR Grade 7 RLA Blueprint:

Reporting Category	Standard #s		# of Questions	# of Points
	Readiness	Supporting		
1. Reading	13	17	26-28	28-30
2. Writing	9	8	17-19	26-28
3. Understanding/Analysis of Informational Texts	—	—	—	—
Total # of Standards on Test:	22	25		
Total % of Standards on Test:	47%	53%		

Questions per Number of Possible Points:

Question Type	# of Questions	% of Questions	# of Points	% of Points
1-Point Questions (multiple choice and non-multiple choice)	42	93.3%	42	75%
2-Point Questions (non-multiple choice)	2	4.5%	4	7.1%
Extended Constructed Response (ECR)	1	2.2%	10	17.9%
Total:	45	100%	56	100%

Questions per Type of Passage and Total Reading Load:

	Base Test		Embedded Field Test Items
	Reading	Writing	Only One of the Following:
Passages	2 Single 1 Paired	2 Revising 2 Editing 1 ECR	1 Reading 1 Paired Reading 1 Revising 2 Short Editing
Total # of Questions (multiple choice and non-multiple choice)	26-28	17-19	6
Reading Load	Approx. 3,650 words max		Approx. 900 words max

2024 STAAR SE Analysis — Lowest Five Performance Snapshot for Region 13:

SE #	Student Expectation (SE)	Tested	Weight	% Correct
7.9B	Analyze how the use of text structure contributes to the author's purpose; (S)	1	2%	26%
7.6C	Use text evidence to support an appropriate response; (R)	1	2%	35%
7.8Diii	Analyze characteristics and structural elements of informational text, including: organizational patterns that support multiple topics, categories, and subcategories; (S)	1	2%	38%
7.5G	Evaluate details read to determine key ideas; (R)	1	2%	43%
7.8Di	Analyze characteristics and structural elements of informational text, including: the controlling idea or thesis with supporting evidence; (R)	1	2%	43%

Data Source: ESC Region 13, All Students, English STAAR

RLA ECR Score Distribution (%)

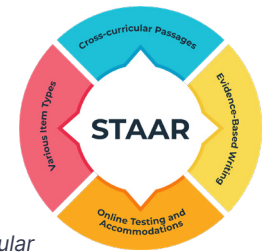
Score	0	1	2	3	4	5	6	7	8	9	10
%	26.52%	4.36%	5.56%	5.29%	9.14%	6.47%	7.91%	8.27%	7.82%	8.07%	10.6%

esc13.net/student-assessments/staar-test



STAAR 2024-2025 • Blueprint Breakdown, English & Spanish

Grade 8 RLA



Passage genres on all STAAR RLA assessments:

Literary: Fiction, Poetry, Drama, Literary Nonfiction | Non-literary: Informational, Correspondence, Argumentative, Persuasive

100% of the non-literary passages for these genres will cover topics from subject area TEKS up to and including grade 3. The majority of topics for these cross-curricular passages will come from social studies and science. The rest will come from fine arts, health, physical education, technology applications, and mathematics (personal financial literacy only).

STAAR Grade 8 RLA Blueprint:

Reporting Category	Standard #s		# of Questions	# of Points
	Readiness	Supporting		
1. Reading	13	17	26-28	28-30
2. Writing	9	6	17-19	26-28
3. Understanding/Analysis of Informational Texts	—	—	—	—
Total # of Standards on Test:	22	23		
Total % of Standards on Test:	49%	51%		

Questions per Number of Possible Points:

Question Type	# of Questions	% of Questions	# of Points	% of Points
1-Point Questions (multiple choice and non-multiple choice)	42	93.3%	42	75%
2-Point Questions (non-multiple choice)	2	4.5%	4	7.1%
Extended Constructed Response (ECR)	1	2.2%	10	17.9%
Total:	45	100%	56	100%

Questions per Type of Passage and Total Reading Load:

	Base Test		Embedded Field Test Items
	Reading	Writing	Only One of the Following:
Passages	2 Single 1 Paired	2 Revising 2 Editing 1 ECR	1 Reading 1 Paired Reading 1 Revising 2 Short Editing
Total # of Questions (multiple choice and non-multiple choice)	26-28	17-19	6
Reading Load	Approx. 3,800 words max		Approx. 950 words max

2024 STAAR SE Analysis — Lowest Five Performance Snapshot for Region 13:

SE #	Student Expectation (SE)	Tested	Weight	% Correct
8.8A	Demonstrate knowledge of literary genres such as realistic fiction, adventure stories, historical fiction, mysteries, humor, fantasy, science fiction, and short stories; (S)	1	2%	36%
8.10Diii	Edit drafts using standard English conventions, including: prepositions and prepositional phrases and their influence on subject-verb agreement; (S)	1	2%	40%
8.2B	Use context within or beyond a paragraph to clarify the meaning of unfamiliar or ambiguous words; and (R)	1	2%	45%
8.10Bi	Develop drafts into a focused, structured, and coherent piece of writing by: organizing with purposeful structure, including an introduction, transitions, coherence within and across paragraphs, and a conclusion; and (R)	3	7%	46%
8.5E	Make connections to personal experiences, ideas in other texts, and society; (R)	4	9%	48%

Data Source: ESC Region 13, All Students, English STAAR

RLA ECR Score Distribution (%)

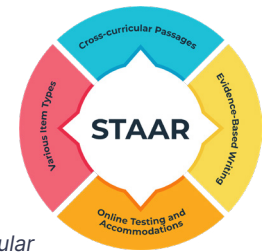
Score	0	1	2	3	4	5	6	7	8	9	10
%	28.03%	3.64%	5.61%	4.84%	9.68%	6%	7.24%	7.9%	9.61%	9.36%	8.08%

esc13.net/student-assessments/staar-test



STAAR 2024-2025 • Blueprint Breakdown, English & Spanish

English I



Passage genres on all STAAR RLA assessments:

Literary: Fiction, Poetry, Drama, Literary Nonfiction | Non-literary: Informational, Correspondence, Argumentative, Persuasive

100% of the non-literary passages for these genres will cover topics from subject area TEKS up to and including grade 3. The majority of topics for these cross-curricular passages will come from social studies and science. The rest will come from fine arts, health, physical education, technology applications, and mathematics (personal financial literacy only).

STAAR English I Blueprint:

Reporting Category	Standard #s		# of Questions	# of Points
	Readiness	Supporting		
1. Reading	14	15	29-31	32-34
2. Writing	7	7	21-23	30-32
Total # of Standards on Test:	21	22		
Total % of Standards on Test:	49%	51%		

Questions per Number of Possible Points:

Question Type	# of Questions	% of Questions	# of Points	% of Points
1-Point Questions (multiple choice and non-multiple choice)	48	92%	48	75%
2-Point Questions (non-multiple choice)	3	6%	6	9%
Extended Constructed Response (ECR)	1	2%	10	16%
Total:	52	100%	64	100%

Questions per Type of Passage and Total Reading Load:

	Base Test		Embedded Field Test Items
	Reading	Writing	Only One of the Following:
Passages	2 Single 1 Paired	2 Revising 2 Editing 1 ECR	1 Reading 1 Paired Reading 1 Revising 2 Short Editing
Total # of Questions (multiple choice and non-multiple choice)	29-31	21-23	13
Reading Load	Approx. 6,000 words max		Approx. 1,950 words max

2024 STAAR SE Analysis — Lowest Five Performance Snapshot for Region 13:

SE #	Student Expectation (SE)	Tested	Weight	% Correct
E1.8B	Analyze use of text structure to achieve the author's purpose; (S)	1	2%	28%
E1.6C	Analyze non-linear plot development such as flashbacks, foreshadowing, subplots, and parallel plot structures and compare it to linear plot development; and (R)	1	2%	35%
E1.7Eii	Analyze characteristics and structural elements of argumentative texts such as: various types of evidence and treatment of counterarguments, including concessions and rebuttals; and (R)	1	2%	40%
E1.8G	Explain the purpose of rhetorical devices such as understatement and overstatement and the effect of logical fallacies such as straw man and red herring arguments. (S)	1	2%	44%
E1.5B	Write responses that demonstrate understanding of texts, including comparing texts within and across genres; (R)	1	2%	47%

Data Source: ESC Region 13, All Students, English STAAR

RLA ECR Score Distribution (%)

Score	0	1	2	3	4	5	6	7	8	9	10
%	37.52%	3.51%	3.97%	2.68%	5.12%	4.61%	6.84%	11.02%	7.54%	7.58%	9.62%

esc13.net/student-assessments/staar-test



STAAR 2024-2025 • Blueprint Breakdown, English & Spanish

English II



Passage genres on all STAAR RLA assessments:

Literary: Fiction, Poetry, Drama, Literary Nonfiction | Non-literary: Informational, Correspondence, Argumentative, Persuasive

100% of the non-literary passages for these genres will cover topics from subject area TEKS up to and including grade 3. The majority of topics for these cross-curricular passages will come from social studies and science. The rest will come from fine arts, health, physical education, technology applications, and mathematics (personal financial literacy only).

STAAR English I Blueprint:

Reporting Category	Standard #s		# of Questions	# of Points
	Readiness	Supporting		
1. Reading	14	15	29-31	32-34
2. Writing	7	7	21-23	30-32
Total # of Standards on Test:	21	22		
Total % of Standards on Test:	49%	51%		

Questions per Number of Possible Points:

Question Type	# of Questions	% of Questions	# of Points	% of Points
1-Point Questions (multiple choice and non-multiple choice)	48	92%	48	75%
2-Point Questions (non-multiple choice)	3	6%	6	9%
Extended Constructed Response (ECR)	1	2%	10	16%
Total:	52	100%	64	100%

Questions per Type of Passage and Total Reading Load:

	Base Test		Embedded Field Test Items
	Reading	Writing	Only One of the Following:
Passages	2 Single 1 Paired	2 Revising 2 Editing 1 ECR	1 Reading 1 Paired Reading 1 Revising 2 Short Editing
Total # of Questions (multiple choice and non-multiple choice)	29-31	21-23	13
Reading Load	Approx. 6,000 words max		Approx. 1,950 words max

2024 STAAR SE Analysis — Lowest Five Performance Snapshot for Region 13:

SE #	Student Expectation (SE)	Tested	Weight	% Correct
E2.7B	Analyze the effects of metrics; rhyme schemes; types of rhymes such as end, internal, slant, and eye; and other conventions in poems across a variety of poetic forms; (S)	1	2%	39%
E2.9D	Edit drafts using standard English conventions (S)	1	2%	47%
E.26A	Analyze how themes are developed through characterization and plot, including comparing similar themes in a variety of literary texts representing different cultures; (S)	1	2%	49%
E2.4H	Synthesize information from multiple texts to create new understanding; and (R)	4	8%	50%
E2.8A	Analyze the author's purpose, audience, and message within a text; (R)	2	4%	50%

Data Source: ESC Region 13, All Students, English STAAR

RLA ECR Score Distribution (%)

Score	0	1	2	3	4	5	6	7	8	9	10
%	31.15%	2.24%	3.96%	2.01%	4.11%	5.55%	8.17%	6.95%	10.27%	11.01%	14.58%

esc13.net/student-assessments/staar-test

